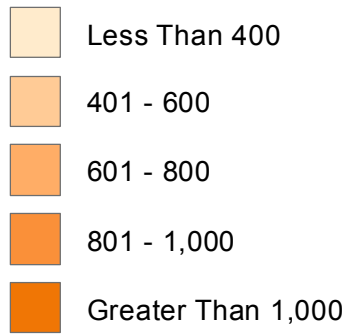
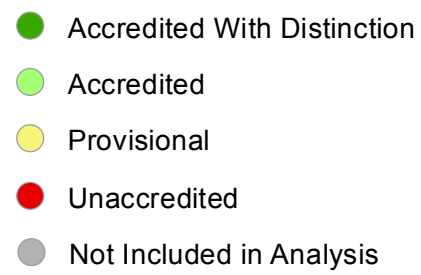


St. Louis - Density of School Age Children

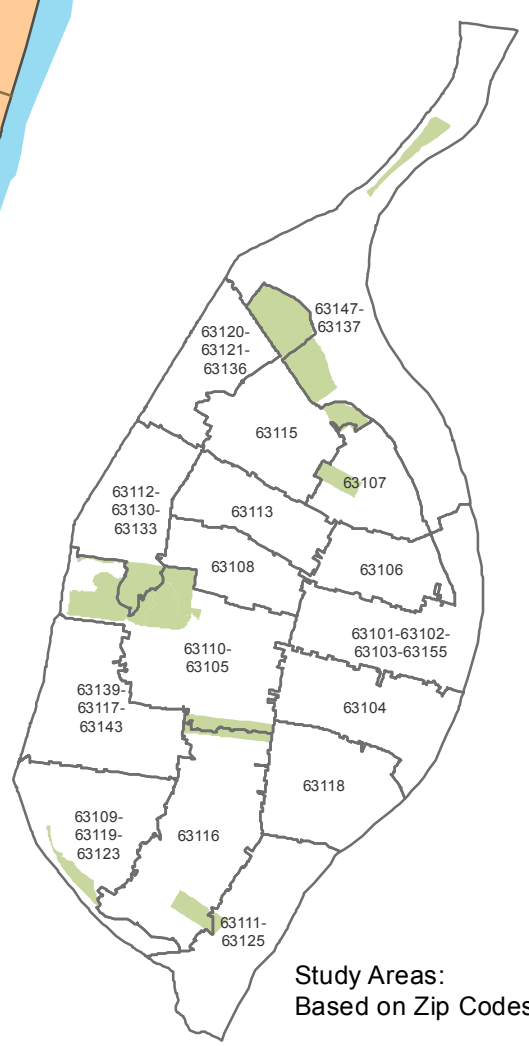
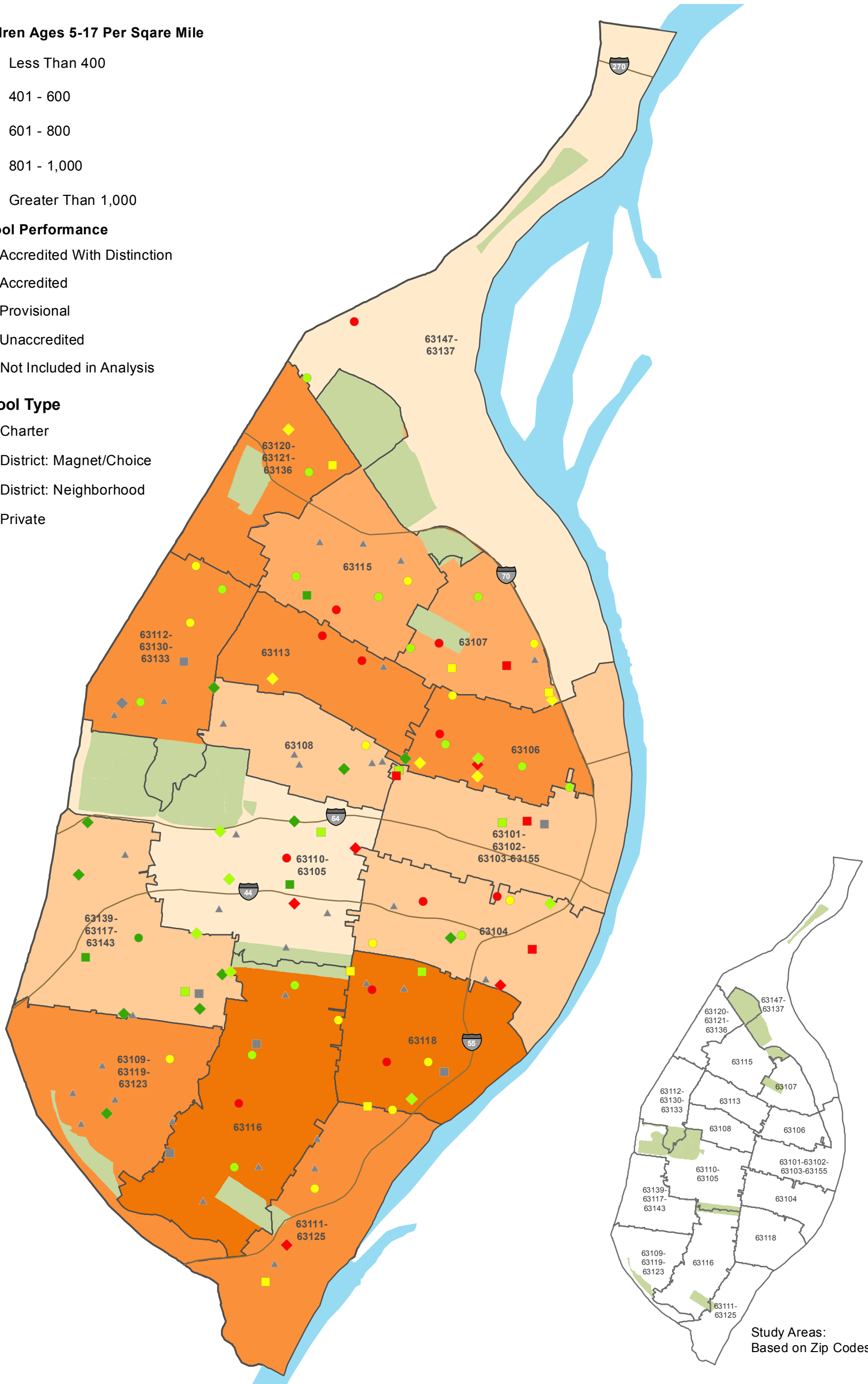
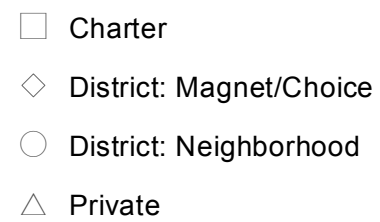
Children Ages 5-17 Per Square Mile



School Performance



School Type



Sources: US Census; ESRI; Missouri Department of Elementary and Secondary Education (MODESE); National Center for Education Statistics (NCES); St. Louis Public Schools (SLPS).

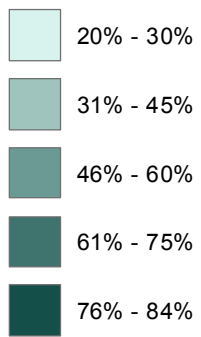
IFF conducts independent research that enables nonprofit organizations, foundations, and government agencies to make informed decisions about resource allocation and policy initiatives. Please visit www.iff.org/research for more information.

Prepared by

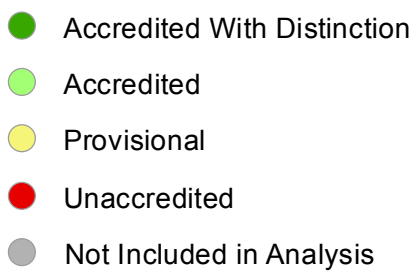


Percentage of School Age Children Below 185% Federal Poverty Level

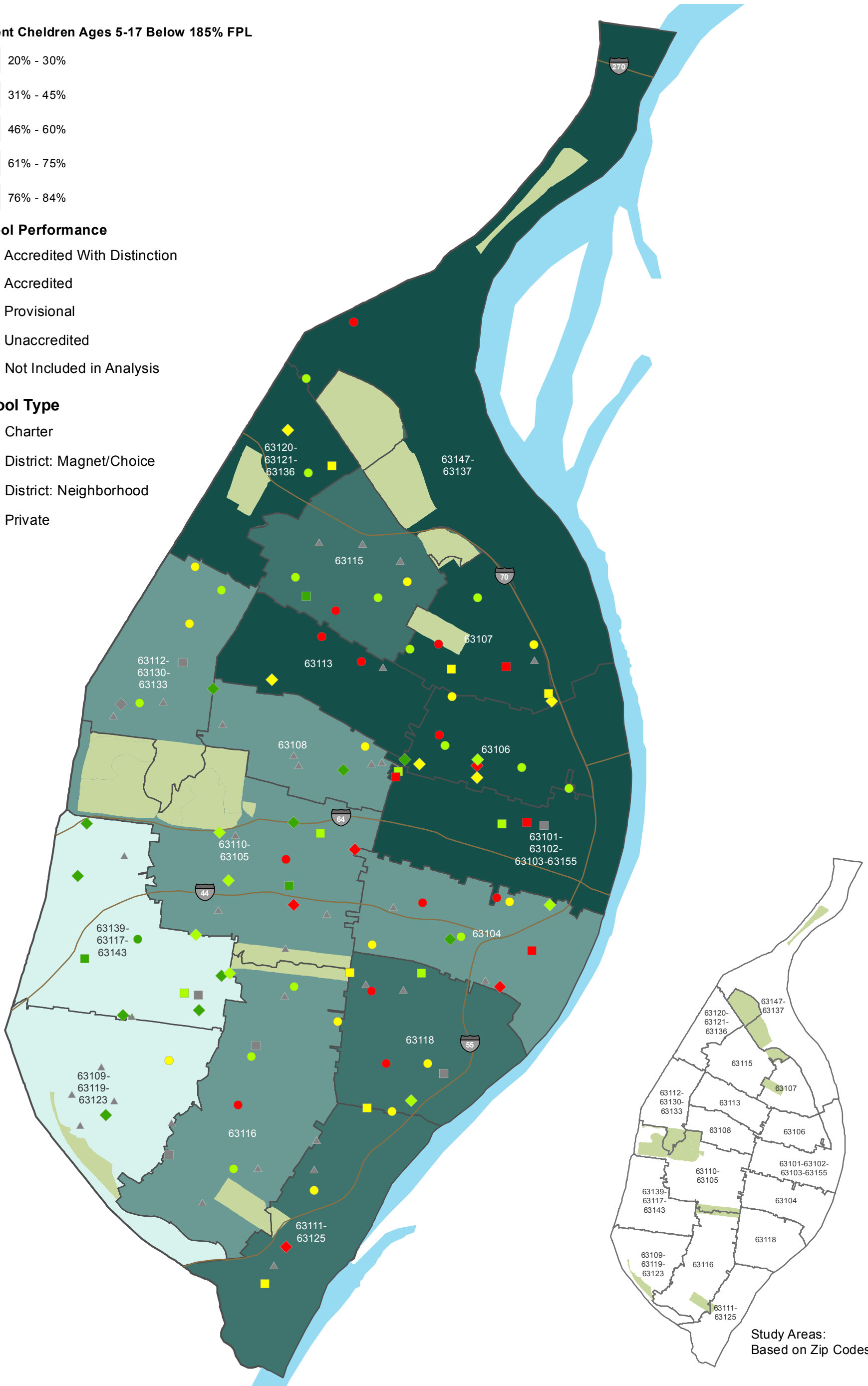
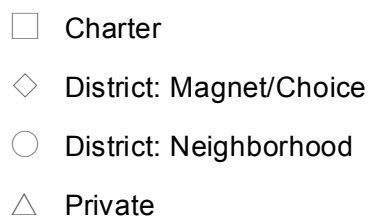
Percent Children Ages 5-17 Below 185% FPL



School Performance



School Type



Sources: US Census; ESRI; Missouri Department of Elementary and Secondary Education (MODESE); National Center for Education Statistics (NCES); St. Louis Public Schools (SLPS).

IFF conducts independent research that enables nonprofit organizations, foundations, and government agencies to make informed decisions about resource allocation and policy initiatives. Please visit www.iff.org/research for more information.

Study Areas:
Based on Zip Codes

Prepared by



St. Louis Priority Areas - Schools K-12

Rank based on 2014-15 Service Gaps

Area rankings for Grades K-12

- 1-6 (High Priority)
- 7-11 (Medium Priority)
- 12-16 (Low Priority)

□ Study Geography

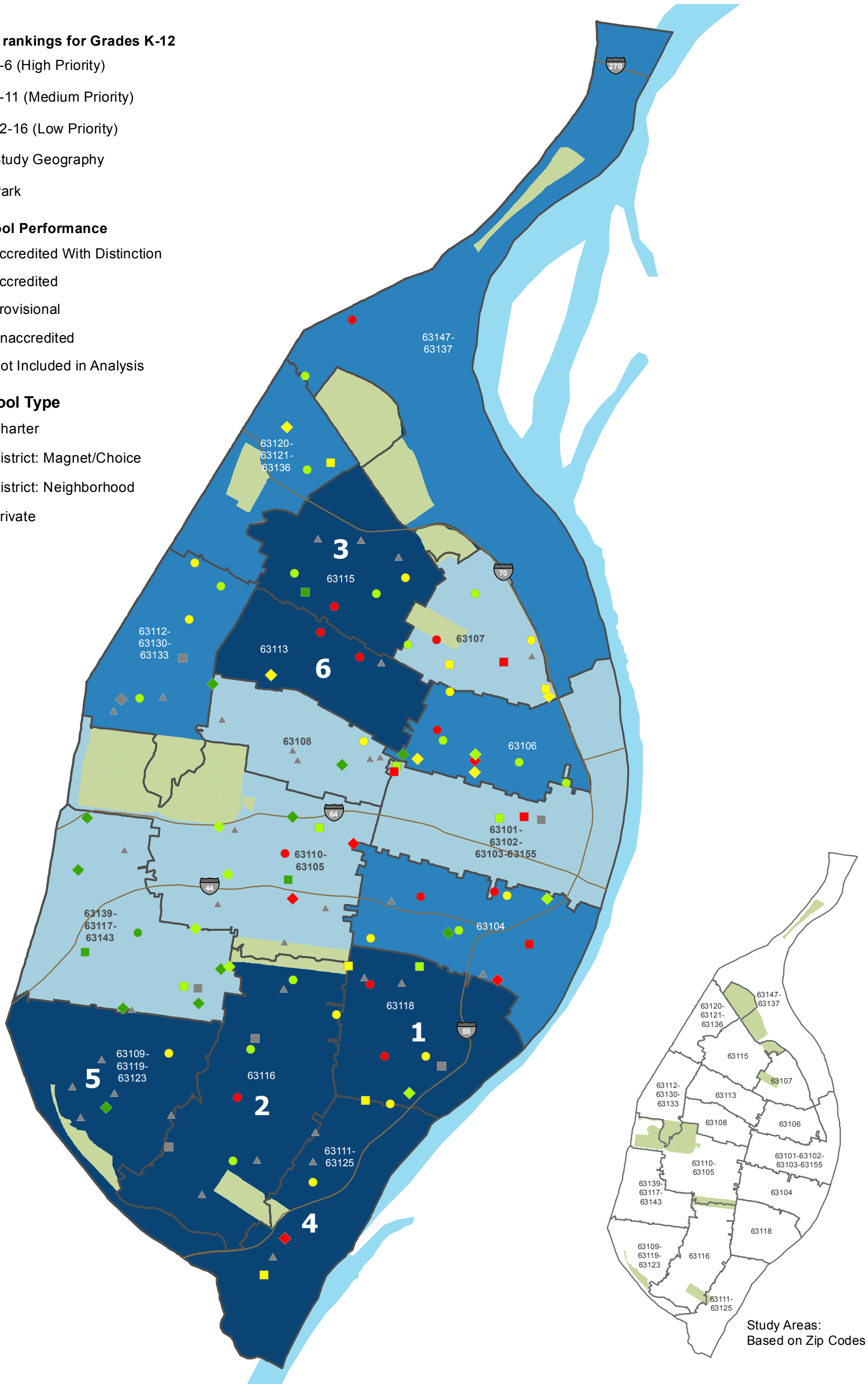
■ Park

School Performance

- Accredited With Distinction
- Accredited
- Provisional
- Unaccredited
- Not Included in Analysis

School Type

- Charter
- ◇ District: Magnet/Choice
- District: Neighborhood
- △ Private



Sources: US Census; Missouri Department of Elementary and Secondary Education (MODESE); National Center for Education Statistics (NCES); St. Louis Public Schools (SLPS).

IFF conducts independent research that enables nonprofit organizations, foundations, and government agencies to make informed decisions about resource allocation and policy initiatives. Please visit www.iff.org/research for more information.

Prepared by



St. Louis Priority Areas - Schools K-5

Rank based on 2014-15 Service Gaps

Area rankings for Grades K-5

- 1-6 (High Priority)
- 7-11 (Medium Priority)
- 12-16 (Low Priority)

□ Study Geography

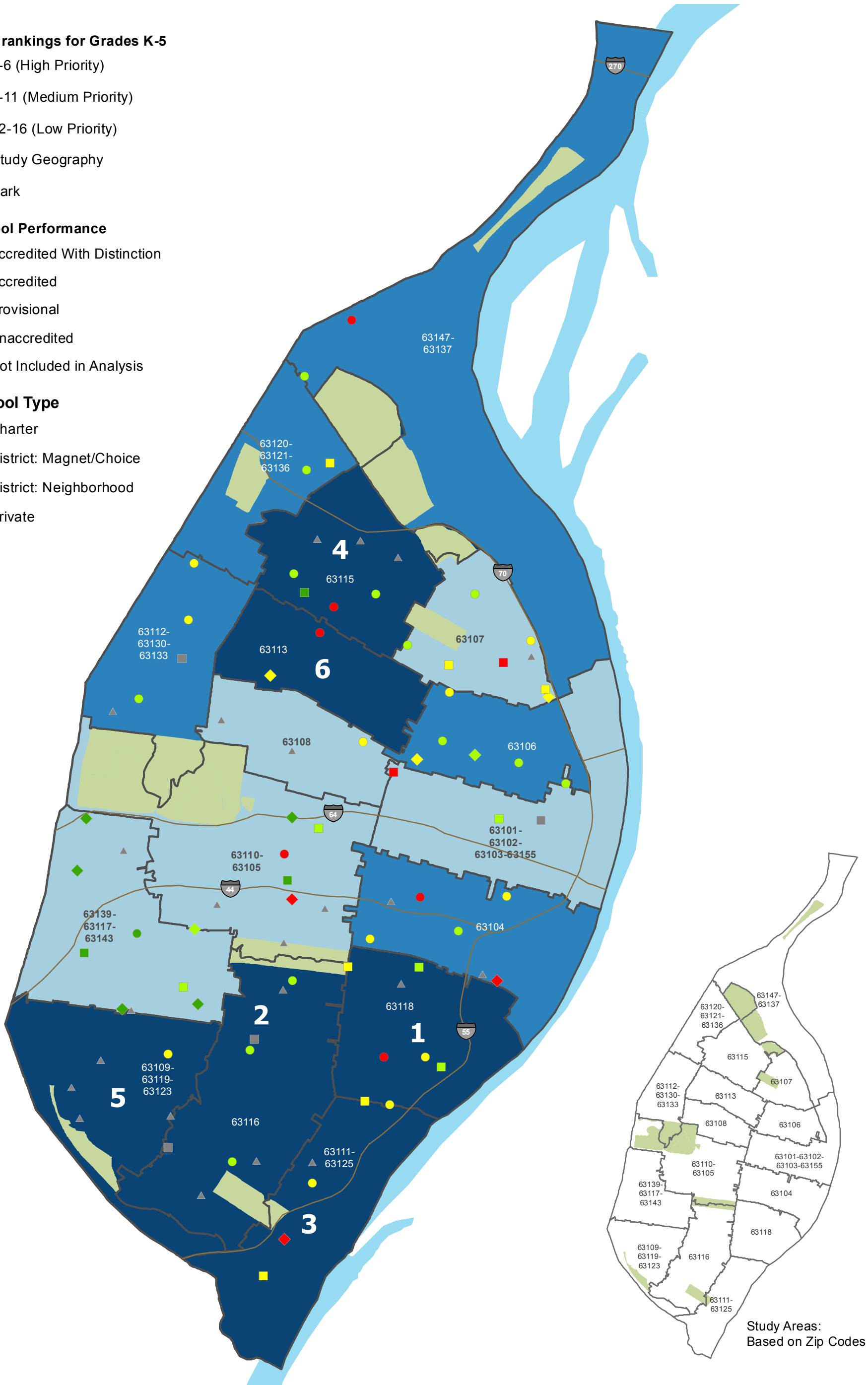
■ Park

School Performance

- Accredited With Distinction
- Accredited
- Provisional
- Unaccredited
- Not Included in Analysis

School Type

- Charter
- ◇ District: Magnet/Choice
- District: Neighborhood
- △ Private



Sources: US Census; Missouri Department of Elementary and Secondary Education (MODESE); National Center for Education Statistics (NCES); St. Louis Public Schools (SLPS).

IFF conducts independent research that enables nonprofit organizations, foundations, and government agencies to make informed decisions about resource allocation and policy initiatives. Please visit www.iff.org/research for more information.

Prepared by



St. Louis Priority Areas - Schools 6-8

Rank based on 2014-15 Service Gaps

Area rankings for Grades 6-8

- 1-6 (High Priority)
- 7-11 (Medium Priority)
- 12-16 (Low Priority)

□ Study Geography

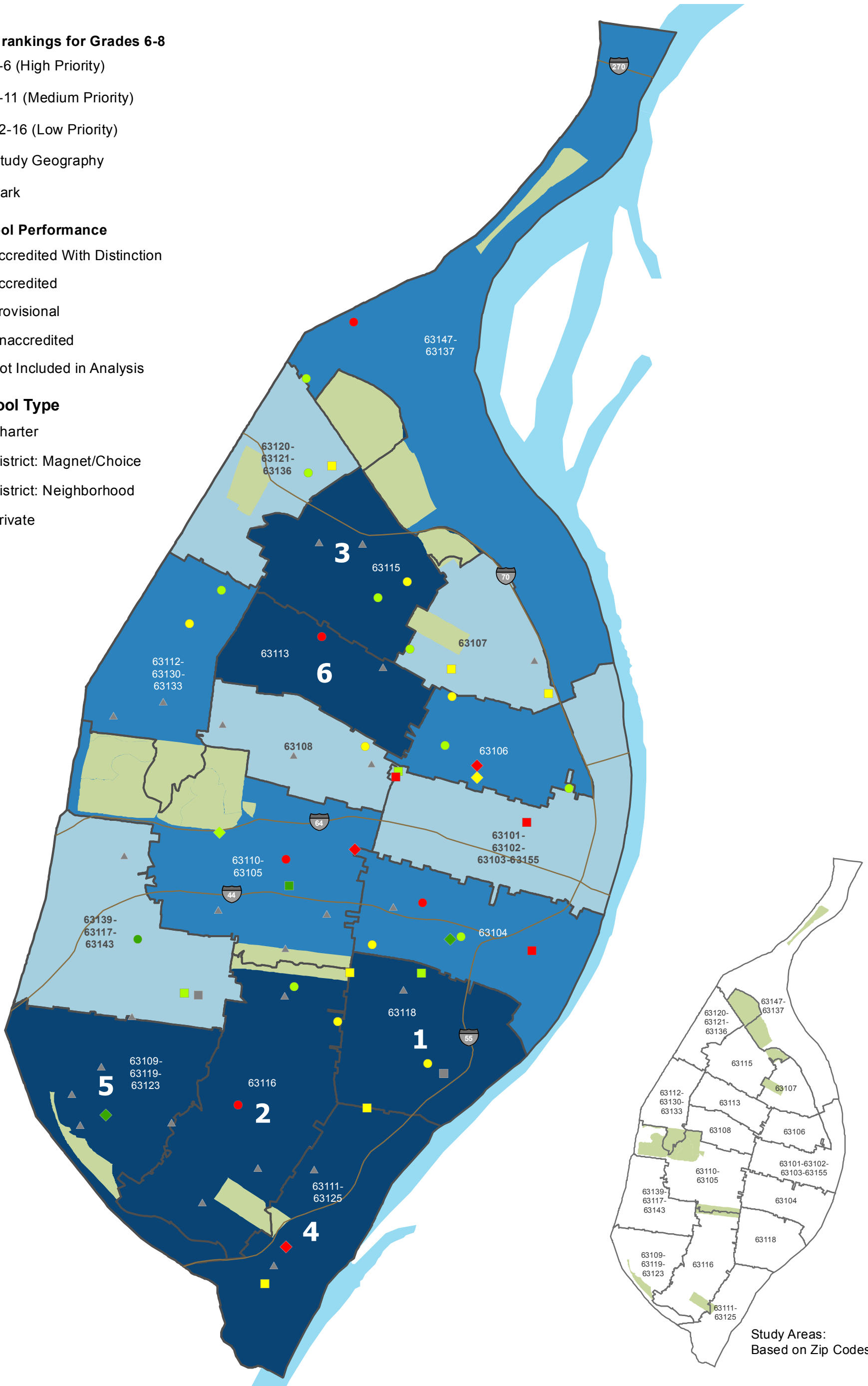
■ Park

School Performance

- Accredited With Distinction
- Accredited
- Provisional
- Unaccredited
- Not Included in Analysis

School Type

- Charter
- ◇ District: Magnet/Choice
- District: Neighborhood
- △ Private



Sources: US Census; Missouri Department of Elementary and Secondary Education (MODESE); National Center for Education Statistics (NCES); St. Louis Public Schools (SLPS).

IFF conducts independent research that enables nonprofit organizations, foundations, and government agencies to make informed decisions about resource allocation and policy initiatives. Please visit www.iff.org/research for more information.

Prepared by



St. Louis Priority Areas - Schools 9-12

Rank based on 2014-15 Service Gaps

Area rankings for Grades 9-12

- 1-6 (High Priority)
- 7-11 (Medium Priority)
- 12-16 (Low Priority)

Study Geography

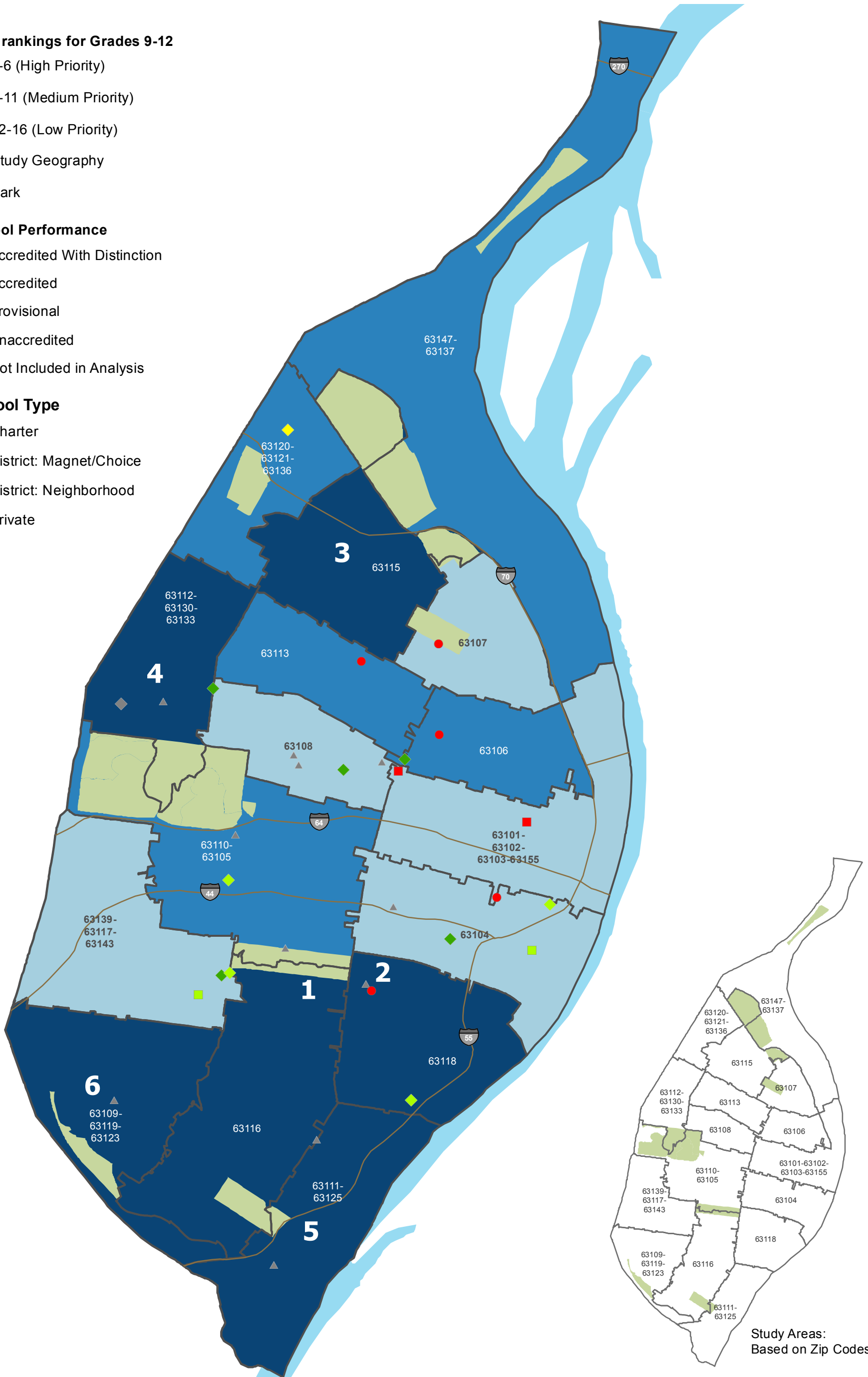
Park

School Performance

- Accredited With Distinction
- Accredited
- Provisional
- Unaccredited
- Not Included in Analysis

School Type

- Charter
- District: Magnet/Choice
- District: Neighborhood
- Private



Sources: US Census; Missouri Department of Elementary and Secondary Education (MODESE); National Center for Education Statistics (NCES); St. Louis Public Schools (SLPS).

IFF conducts independent research that enables nonprofit organizations, foundations, and government agencies to make informed decisions about resource allocation and policy initiatives. Please visit www.iff.org/research for more information.

Prepared by

